



## DUPLEX TANK MOUNTED "Q" SERIES MEDICAL AIR SYSTEMS 7.5 THROUGH 20 HP

The Amico **Alert-2** continuous duty Medical Air system is a completely packaged NFPA 99 and NEC compliant assembly featuring 100% oil-less air compressors, a U.L. listed electrical control cabinet, an ASME receiver and the necessary accessories required to meet and exceed the current code requirements. All components are pre-piped and pre-wired to single-point service connections. The only field connections are air intake, air discharge and power connection at the control panel. All interconnecting copper/brass piping as well as wiring is completed and operationally tested prior to shipment. Liquid tight conduit, fittings and junction boxes are provided for all control and power wiring.

The medical air compressors are of the oil-less reciprocating air-cooled design. The air compressors feature a cast iron crankcase, teflon-composite compression and rider rings, lubricated and totally sealed bearings, stainless steel reed valves, non-asbestos gaskets. **No oil is used in operation of the compressors, so the discharge air is 100% oil-free.** Cooling is provided by a fan type compressor pulley with air shroud. Compressors are V-belt driven by 3 phase, 60 cycle, 1750 RPM, NEMA design B motors.

The system includes a receiver tank of ASME construction rated for 200 PSI MWP service. The tank is suspended between the heavy duty base supports, so it is isolated from the weight of the compressors. The tank is equipped with a pressure gauge, safety relief valve, 3 way by-pass, gauge glass and automatic electronic tank drain with manual override.

Also included as standard equipment are compressor discharge check valves of bronze construction, safety relief valves, bronze intake and discharge flexible connectors, solenoid unloaders for reliable no-load starting, isolation valves, high discharge temperature shut-down switches, pressure control switches as well as copper tubing with shut-off cock for gauge and switches.

The system includes a UL labeled control panel in a NEMA 12 enclosure. The panel includes the following standard accessories for **each** pump: externally operable circuit breaker with a door interlock, control circuit transformer with fused primary and secondary coils, H-O-A switch, run light, hour meters and magnetic starter with 3 leg overload protection and reset switch. The panel is equipped with a multiple position selector switch for selection of normal operation (automatic alternation) or manual selection of lead and lag pumps if one of the pumps is taken out of service due to scheduled maintenance.

Local audible and visual alarms are provided per NFPA 99



for compressor thermal malfunction and "Backup in use". The alarms include indicating lights as well as the horn. In addition, the thermal malfunction shut-down is provided with a manual reset. The audible alarm can be acknowledged with the "Silence" button. The visual alarm will remain energized until the problem has been corrected. Each alarm function includes a set of dry contacts for connection to the master alarm. All control and alarm functions will remain energized while any compressor in the system remains electrically on-line. Field adjustable control switches are pre-set to operate the lead compressor between 80 PSIG and 100 PSIG. The lag compressor will automatically start at 75 PSIG if the lead compressor fails to operate.

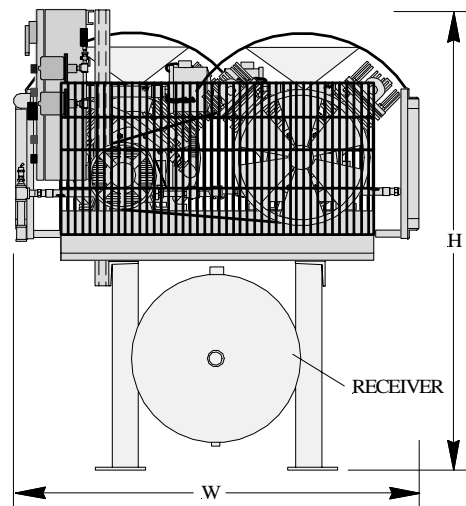
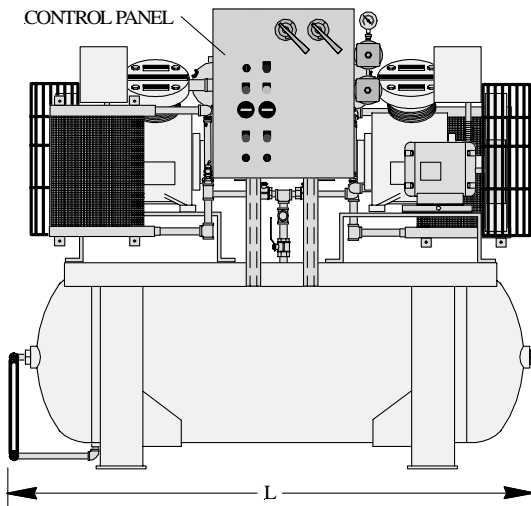
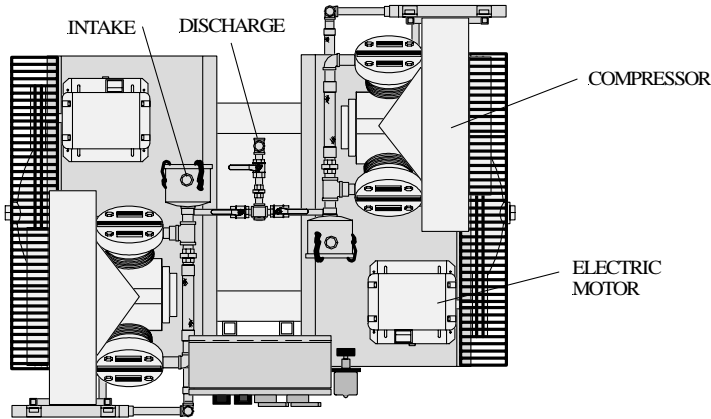
The Medical Air system is guaranteed by the manufacturer for a period of 12 months from the date of start-up or 18 months from the date of shipment (whichever comes first) against defects in design, materials, or construction.

### Optional System Accessories

(only checked options will be supplied)

- "Dura-coat" rust protection receiver lining
- Galvanized receiver
- Air-cooled aftercoolers
- Dual medical air treatment system with refrigerated air dryers
- Dual medical air treatment system with desiccant air dryers
- Interface to AIMS (AMICO Information Management System)

**DUPLEX TANK MOUNTED  
"Q" SERIES MEDICAL AIR SYSTEMS  
7.5 THROUGH 20 HP  
LAYOUT AND PERFORMANCE TABLE**



System Model Number	Horsepower		Capacity SCFM (Each Pump)		Disch. Conn.	Tank (Gal.)	Dimensions, In.			Weight Lbs.
	Each	Total	50 PSIG	100 PSIG			L	W	H	
3DOQ7.5T120	7.5	15	32.5	28.5	3/4"	120	77	60	64	1880
3DOQ10T240	10	20	40.8	36.3	1"	240	92	60	74	2570
3DOQ15T240	15	30	58.3	51.0	1"	240	92	60	74	2820
3DOQ20T240	20	40	75.0	65.1	1-1/4"	240	92	60	74	3010

**Note:** Maximum ambient temperature: 100°F. For higher ambient temperatures consult factory.

**Power Requirements:**

(Two) \_\_\_\_\_ HP Motors, 3 Phase 60 Hertz     208 v     230 v     460 v

